

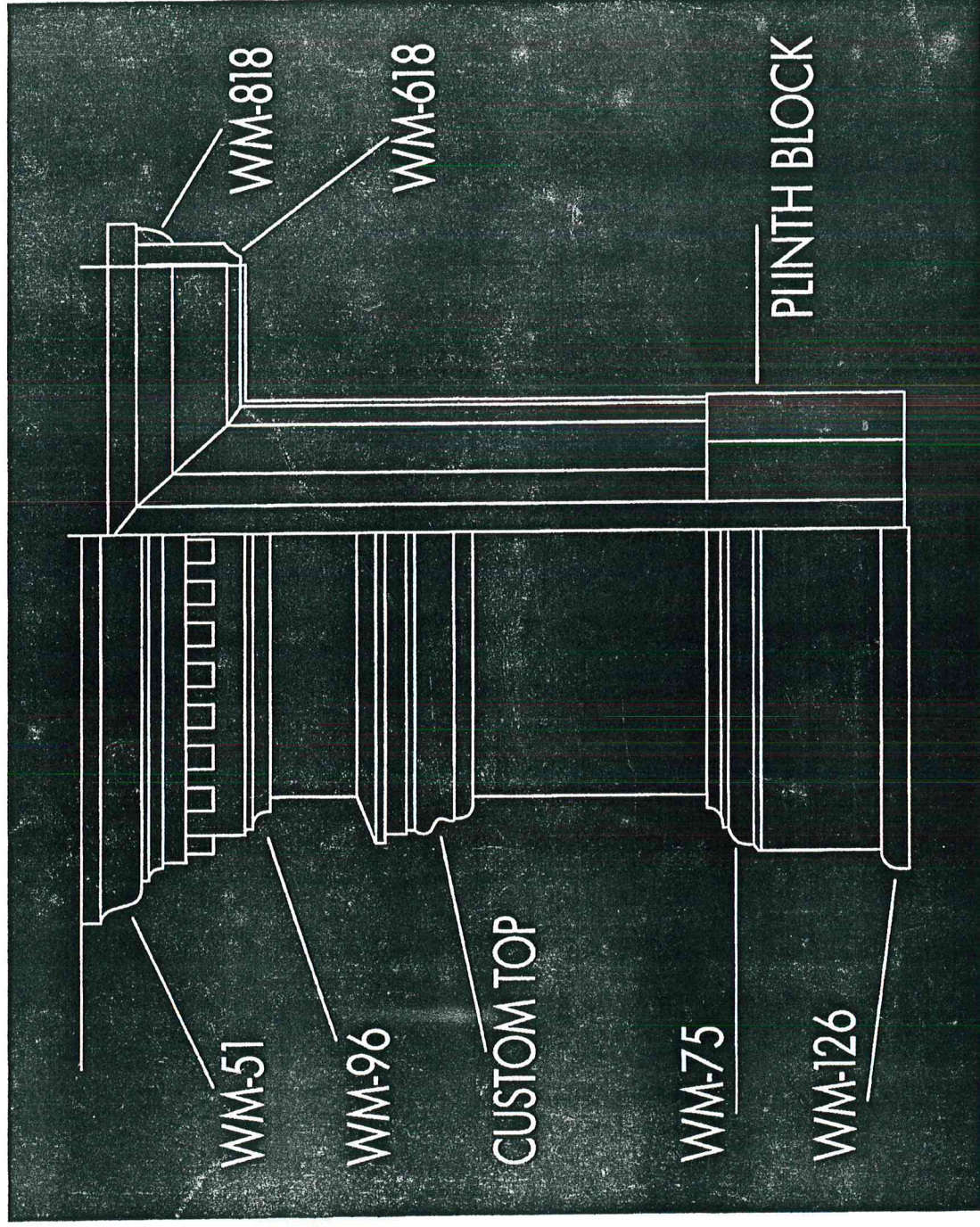
Bushton Manufacturing

Maker Of

Hawk Woodworking Tools

# Molding Profile

## C A T A L O G



You Can Reach Us

By Phone 1-620-562-3557

By Fax 1-620-562-3557

By Web [jnye@hawkwoodworkingtools.com](mailto:jnye@hawkwoodworkingtools.com)

For Factory Direct Pricing Call:

**HAWK Woodworking Tools**

Customer Service

1-620-562-3557



## CONTENTS

## PAGE NO.

SPECIAL CUSTOM MOLDING KNIVES	WE CAN MAKE THEM FROM EITHER SAMPLES OR SCALE DRAWINGS. THE LIMITING FACTORS ARE MAXIMUM KNIFE HEIGHT AND MACHINE POWER. ALL CUSTOM SPECIAL KNIVES MUST BE PAID FOR IN ADVANCE.	3
CROWNS COVES	USED IN COVERING WALL TO CEILING JOINTS, PICTURE FRAMES AND OTHER DECORATIVE USES. CAN BE USED INDEPENDENTLY OR IN COMBINATION WITH OTHER MOLDINGS SUCH AS STOPS OR HALF ROUNDS.	4
QUARTER ROUNDS, SHELF EDGE, SCREEN MOLDINGS, GLASS BEAD	USED IN MANY AREAS, PANELS, EDGES, INSIDE CORNERS, BASE SHOE, GLASS HOLD-IN. ALLOWS GOOD COVERAGE OF ROUGH CONTOURS.	5
BASE CAP	USE BY ITSELF FOR DECORATION OR IN COMBINATION WITH OTHER MOLDINGS. GIVES A FINISHED APPEARANCE TO A SQUARE OR FLAT EDGE.	6
BRICK MOLDING	PRIMARILY USED AS AN OUTSIDE WINDOW TRIM.	6
PANEL MOLDING	USED TO COVER JOINTS IN PANELING, PICTURE FRAMES, AND TO DECORATE AND STYLE.	6
DRIP CAPS	USED AT THE TOP OF WINDOWS AND DOORS TO KEEP MOISTURE FROM GETTING IN THE WALLS.	6
CORNER GUARDS	USED TO COVER OUTSIDE CORNERS, ALONG SHELF EDGES AND CORNERS OF FURNITURE.	6
SHINGLE/PANEL	USED TO HIDE PANEL JOINTS AND TO ADD DECORATION.	6
MOLDINGS, BATTEN	CAN BE USED WITH OTHER MOLDINGS TO ENHANCE THE DECOR.	7
HAND RAIL	USED AS A HAND-HOLD ON STAIRS AND ALONG LEDGES.	7
ROUNDS	USED AS RODS, DOWELS, AND SUPPORT RODS	7
SQUARES, SCREEN STOCK, S4S (SQ. 4 SIDES), LATTICE	USED TO PRODUCE SQUARE CORNERED BOARDS TO BE USED ALONG WITH OTHER MOLDINGS TO TRIM OR BY ITSELF TO MAKE SUCH THINGS AS TRELIS, SLATS AND GUIDES.	7
PICTURE MOLDING	USE AS PICTURE FRAMES: ATTACHED ON A WALL TO HANG PICTURES FROM; USING HOOK OVER THE FRAME. ALSO USED IN COMBINATION WITH OTHER MOLDING TO DECORATE.	7, 13, 14, 15
BACK BANDS, CAP MOLDINGS	USED AS A CAP ON PLYWOOD, OR SHELVES AND CORNER EDGE COVERS.	7
CHAIR RAIL	USED AROUND THE WALL TO STYLE AND KEEP CHAIRS FROM HITTING THE WALL, PLACED ABOUT 30-36" OFF THE FLOOR. ALSO PICTURE FRAMES.	8
CASING	USED TO CONCEAL JOINTS AROUND WINDOWS AND DOORS, PICTURE FRAMES & ACCENT ROOM DESIGN.	8, 9
BASE MOLDINGS	USED TO CONCEAL JOINTS AT THE JUNCTION OF THE WALL AND FLOOR, PICTURE FRAMES, DECORATIVE TRIM FOR FURNITURE, DOORS, ETC.	9
STOPS	USED IN DOOR JAMS TO KEEP THE DOOR FROM SWINGING THROUGH THE OPENING AND WINDOWS TO HOLD THE WINDOW IN PLACE.	10

## CONTENTS *(continued)*

## PAGE NO.

SHELF CLEAT	USED TO HOLD A BOARD FOR A SHELF.	10
CHAMFER STRIP	USED AS AN INSIDE CORNER AND A GLUE BOARD FOR 45° ANGLES.	10
INSIDE CORNER	TO COVER THE CRACK OF AN INSIDE CORNER, CEILING TO WALL AND OTHER 90° CORNER AREAS.	10
ANTIQUÉ MOLDINGS	MOLDING DESIGNS RESEMBLING THE OLDER, TURN-OF-CENTURY, HOUSE MOLDINGS FOR USE AS TRIM, DECORATION, PICTURE FRAMES, ETC.	11, 12
RABBET CUT	KNIVES TO CUT VARIOUS DEPTHS TO 1" & 1" WIDE.	12
PARTING CUT	KNIFE TO CUT BOARDS IN TWO UP TO 3/4" THICK.	12
EDGE KNIFE	USE TO CUT THE EDGE OFF A BOARD TO 1" THICK.	12
BACK RELIEF KNIFE	USE TO CUT UP TO 1/4" DEEP ON THE BACK OF MOLDINGS TO ALLOW THEM TO SET UP AGAINST THE WALL.	12
TONGUE & GROOVE	FOR CUTTING TONGUE & GROOVE	12
NEW CASINGS, LOG CABIN SIDING, MANTEL MOLD, BENCH SLAT	SPECIAL-NEW MOLDINGS PATTERNS FROM RBI.	13
ROSETTE PATTERNS	FOR THAT PERSONAL TOUCH IN WOODWORK DESIGN OR FOR MAKING WHEELS FOR TOYS.	16

## CUSTOM MOLDING KNIVES

### Abbreviations and descriptions


1. T.C.K. (Top Cut Knife) Cuts the top of the board only.



2. T.K. (Top Knife) Cuts the top and sides of the board.



3. B.K. (Bottom Knife) Cuts the bottom of board.



4. 2 C.K.H. Req. (2 custom knife holders required) This knife requires two custom knife holders to operate or can be used in the regular planing head if your machine allows. Will not balance in one custom knife holder.

5. S.K.H. (Side Knife) As the molding is pictured, the cut would be from the side. It is run on edge through the machine.

NOTE: Maximum Knife Height  
720/820/816/812/612 1-7/8"  
408 1-1/2"


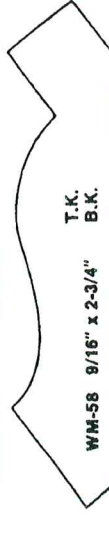
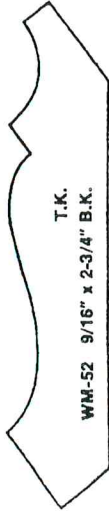
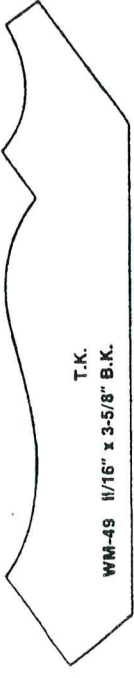
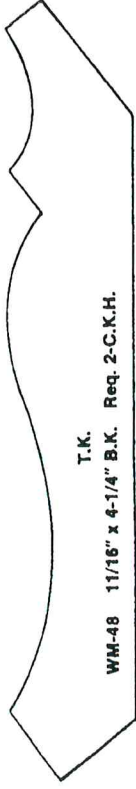
Maximum Cutting Depth  
1-1/16"  
3/4"

Maximum Length  
Corrugated: 7-1/4"  
Flat: 9-1/4"

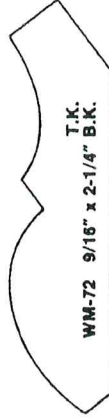
For Factory Direct Pricing Call:  
**HAWK Woodworking Tools**  
Customer Service  
1-620-562-3557

# CUSTOM MOLDING KNIVES

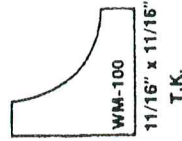
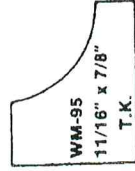
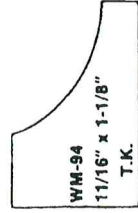
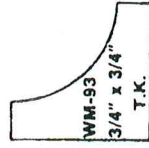
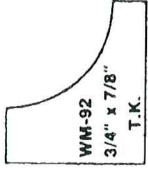
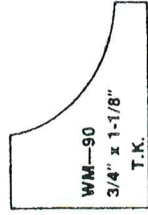
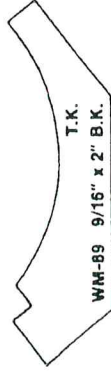
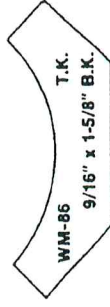
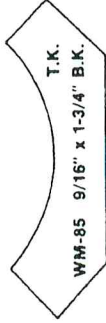
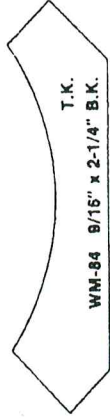
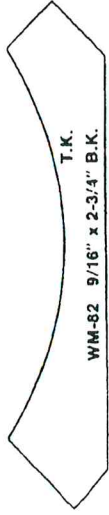

## CROWNS



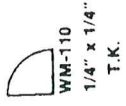
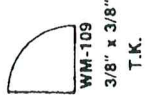
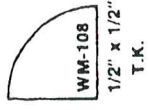
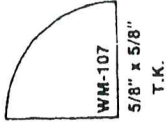
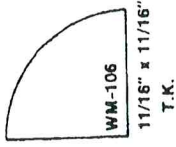
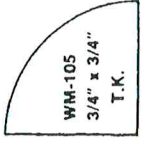
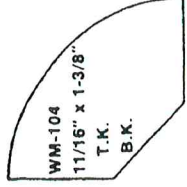
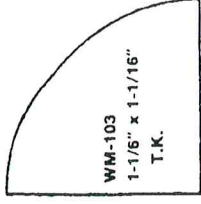
## BEDS



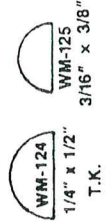
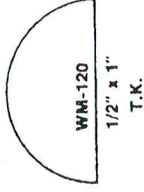
COVERS



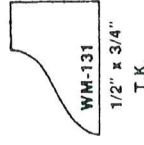
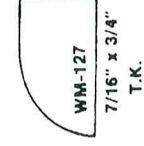
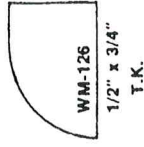
QUARTER ROUNDS



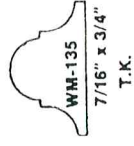
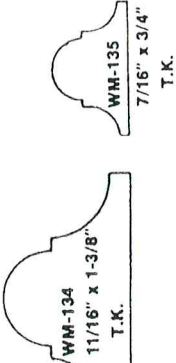
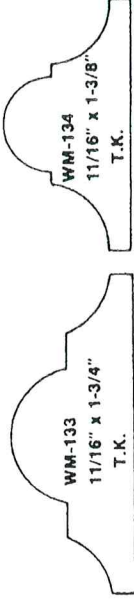
HALF ROUNDS (ALSO MAKE ROUNDS)



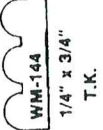
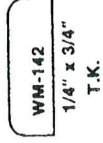
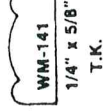
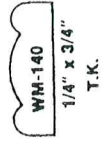
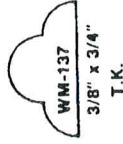
BASE SHOES



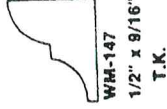
FLAT ASTRAGALS



SHELF EDGE & SCREEN MOLDINGS



GLASS BEADS

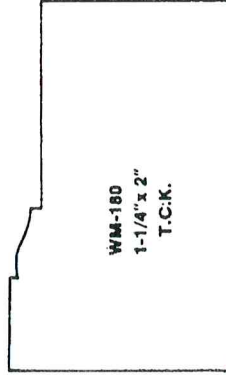
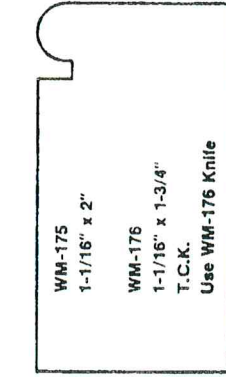




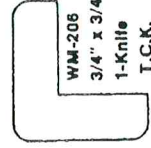
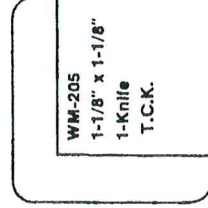
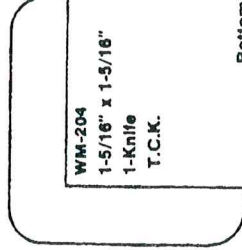
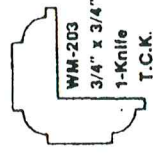
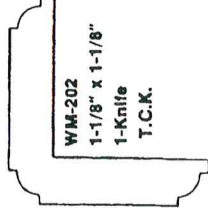
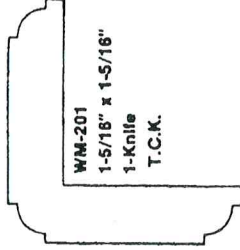
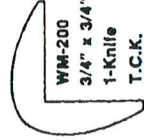
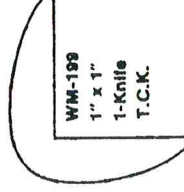
BASE CAPS




BRICK MOLDING



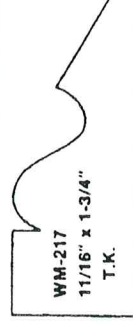

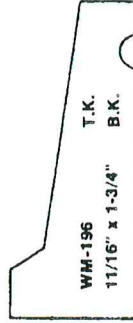
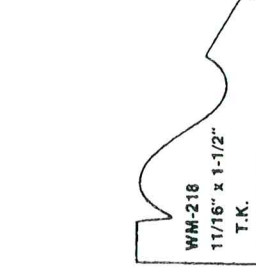
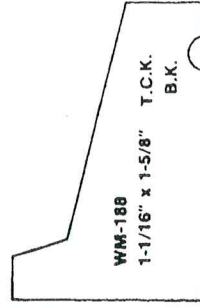
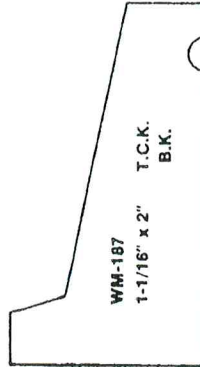
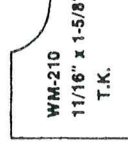
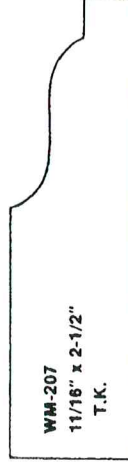
CORNER GUARDS



Bottom Knife Use CK-387 Rabbit Knife  
Specify Depth of Cut



SHINGLE, PANEL MOLDINGS



BATTENS

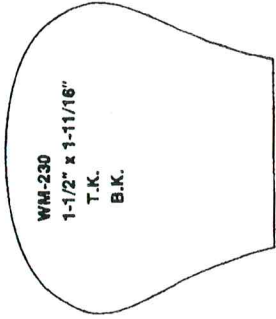


WM-224 9/16" x 2-1/4"  
T.K.  
B.K.



WM-229 11/16" x 1-5/8"  
T.K.  
B.K.

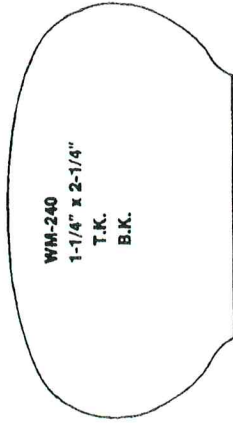
HAND RAILS



WM-230 1-1/2" x 1-11/16"  
T.K.  
B.K.

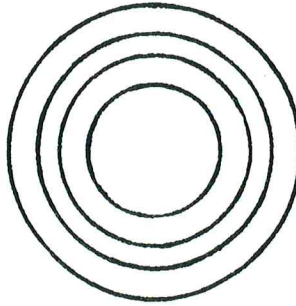


WM-231 1-1/2" x 1-11/16"  
T.K.  
B.K.



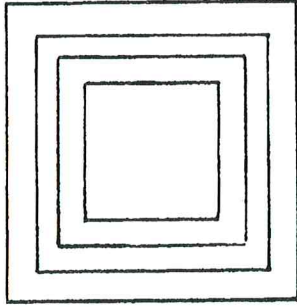
WM-240 1-1/4" x 2-1/4"  
T.K.  
B.K.

ROUNDS (Also make half rounds)



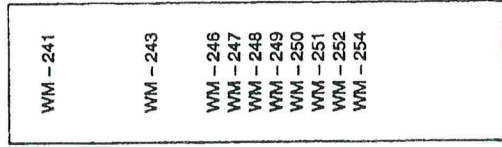
WM-232 1-5/8" Dia. all req.  
WM-233 1-5/16" Dia. 1 knife  
WM-234 1-1/16" Dia. run top  
CK-403 3/4" Dia. run bottom  
CK-404 7/8" dia.  
CK-405 1-3/8" dia.

SQ.



WM-236 1-5/8" x 1-5/8"  
1-Knife  
run T & B  
WM-237 1-5/16" x 1-5/16"  
1-Knife  
run T & B  
WM-238 1-1/16" x 1-1/16"  
1-Knife  
run T & B  
WM-239 3/4" x 3/4" T.K.  
1-Knife  
run T & B

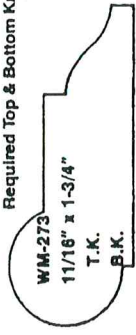
SCREEN-S4S STOCK



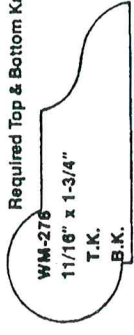
WM-241 1-1/16" x 2-3/4" T.K.  
WM-243 1-1/16" x 1-3/4" T.K.  
WM-246 3/4" x 2-3/4" T.K.  
WM-247 3/4" x 2" T.K.  
WM-248 3/4" x 1-3/4" T.K.  
WM-249 3/4" x 1-5/8" T.K.  
WM-250 3/4" x 1-1/2" T.K.  
WM-251 3/4" x 1-3/8" T.K.  
WM-252 3/4" x 1-1/4" T.K.  
WM-254 1/2" x 3/4" T.K.

612-T.K.  
408-1-Knife  
T.C. B.C.  
612-T.K.  
408-1-Knife  
T.C. B.C.

PICTURE MOLDINGS

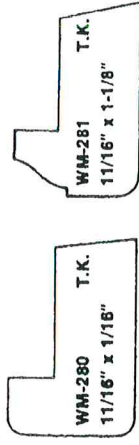


WM-273 Required Top & Bottom Knife  
11/16" x 1-3/4"  
T.K.  
B.K.



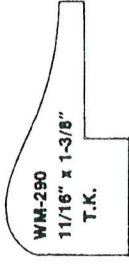
WM-276 Required Top & Bottom Knife  
11/16" x 1-3/4"  
T.K.  
B.K.

BACK BANDS

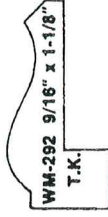


WM-280 T.K.  
11/16" x 1/16"  
WM-281 T.K.  
11/16" x 1-1/8"

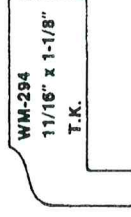
WAINSCOT-PLY CAP MOLDING



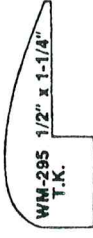
WM-290 11/16" x 1-3/8"  
T.K.



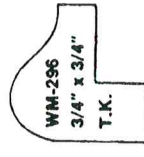
WM-292 9/16" x 1-1/8"  
T.K.



WM-294 11/16" x 1-1/8"  
T.K.




WM-295 1/2" x 1-1/4"  
T.K.



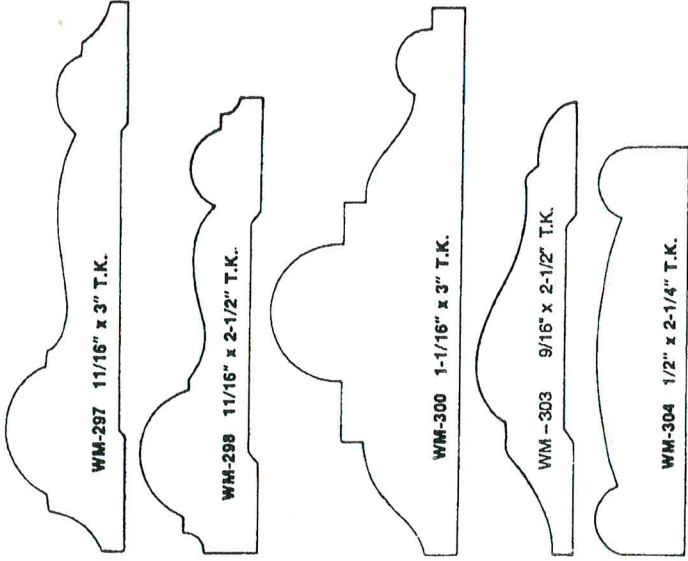
WM-296 3/4" x 3/4"  
T.K.

LATTICE

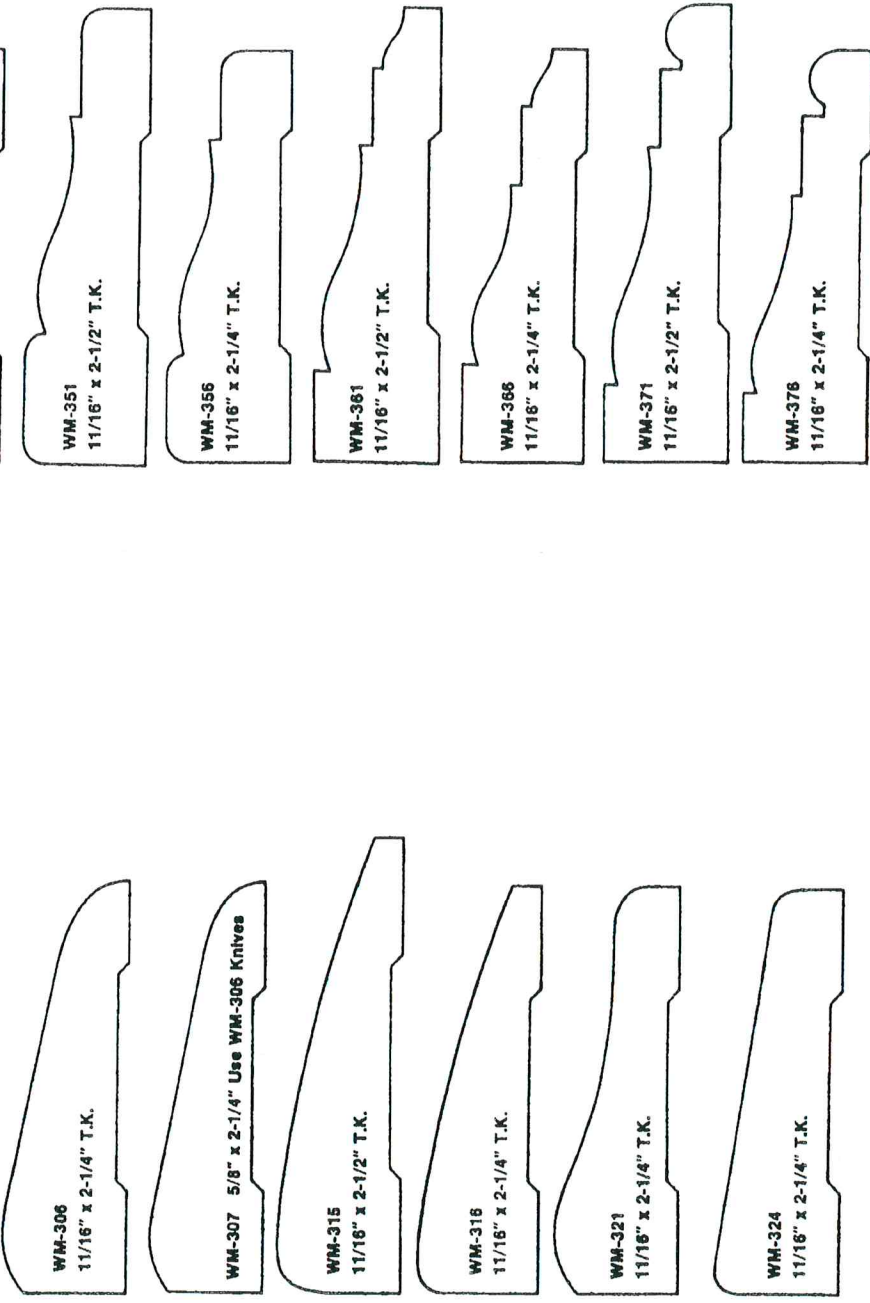


9/32" x 1-3/4" T.K. WM-265  
9/32" x 1-5/8" T.K. WM-266  
9/32" x 1-3/8" T.K. WM-267  
9/32" x 1-1/8" T.K. WM-268

CHAIR RAILS



CASING

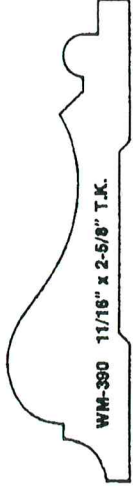




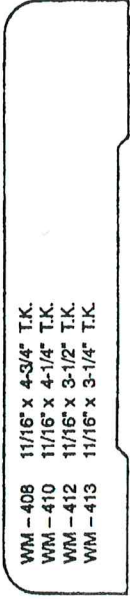
CASING



WM-387 5/8" x 2-1/4" T.K.

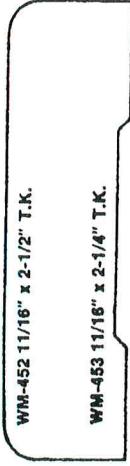


WM-390 11/16" x 2-5/8" T.K.



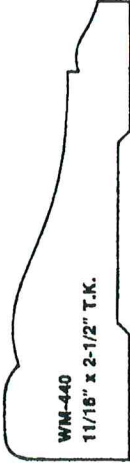
WM - 408 11/16" x 4-3/4" T.K.  
WM - 410 11/16" x 4-1/4" T.K.  
WM - 412 11/16" x 3-1/2" T.K.  
WM - 413 11/16" x 3-1/4" T.K.

WM-413 11/16" x 3-1/4" T.K.

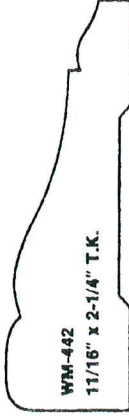


WM-452 11/16" x 2-1/2" T.K.

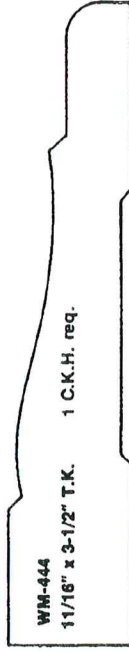
WM-453 11/16" x 2-1/4" T.K.



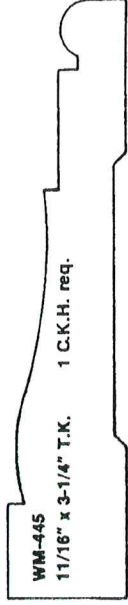
WM-440  
11/16" x 2-1/2" T.K.



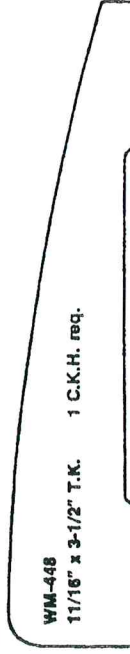
WM-442  
11/16" x 2-1/4" T.K.



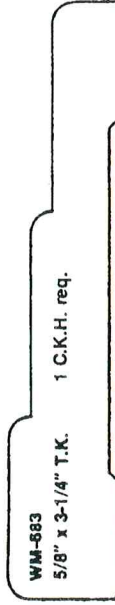
WM-444  
11/16" x 3-1/2" T.K. 1 C.K.H. req.



WM-445  
11/16" x 3-1/4" T.K. 1 C.K.H. req.



WM-448  
11/16" x 3-1/2" T.K. 1 C.K.H. req.



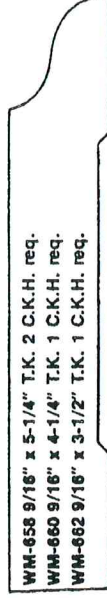
WM-583  
5/8" x 3-1/4" T.K. 1 C.K.H. req.

BASE MOLDINGS



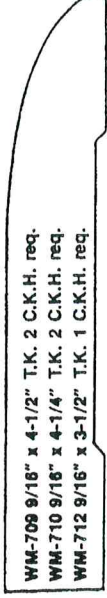
WM-618 9/16" x 5-1/4" T.K. 2 C.K.H. req.  
WM-620 9/16" x 4-1/4" T.K. 2 C.K.H. req.  
WM-622 9/16" x 3-1/2" T.K. 1 C.K.H. req.

(illus) WM-623 9/16" x 3-1/4" T.K. 1 C.K.H. req.  
WM-624 9/16" X 3" T.K.



WM-658 9/16" x 5-1/4" T.K. 2 C.K.H. req.  
WM-660 9/16" x 4-1/4" T.K. 1 C.K.H. req.  
WM-662 9/16" x 3-1/2" T.K. 1 C.K.H. req.

WM-663 9/16" x 3-1/4" T.K. 1 C.K.H. req.  
WM-664 9/16" x 3" T.K.



WM-709 9/16" x 4-1/2" T.K. 2 C.K.H. req.  
WM-710 9/16" x 4-1/4" T.K. 2 C.K.H. req.  
WM-712 9/16" x 3-1/2" T.K. 1 C.K.H. req.

(illus) WM-713 9/16" x 3-1/4" T.K. 1 C.K.H. req.  
WM-714 9/16" x 3" T.K.

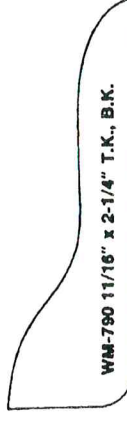


WM-722 1/2" x 3-1/2" T.K. 1 C.K.H. req.  
(illus) WM-723 1/2" x 3-1/4" T.K. 1 C.K.H. req.  
WM-724 1/2" x 3" T.K.

WM-725 1/2" x 2-1/2" T.K.  
WM-726 1/2" x 2-1/4" T.K.

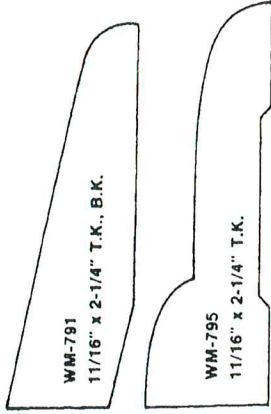


WM-750 9/16" x 4-1/4" T.K. 2 C.K.H. req.  
WM-752 9/16" x 3-1/2" T.K. 1 C.K.H. req.  
(illus) WM-753 9/16" x 3-1/4" T.K. 1 C.K.H. req.



WM-790 11/16" x 2-1/4" T.K., B.K.

BASE MOLDING



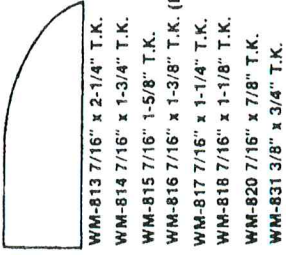
WM-791

11/16" x 2-1/4" T.K. B.K.

WM-795

11/16" x 2-1/4" T.K.

STOPS



WM-813 7/16" x 2-1/4" T.K.

WM-814 7/16" x 1-3/4" T.K.

WM-815 7/16" 1-5/8" T.K.

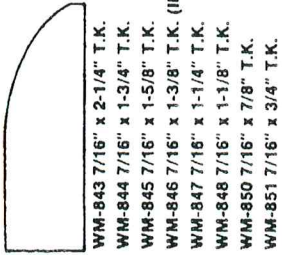
WM-816 7/16" x 1-3/8" T.K. (Illus)

WM-817 7/16" x 1-1/4" T.K.

WM-818 7/16" x 1-1/8" T.K.

WM-820 7/16" x 7/8" T.K.

WM-831 3/8" x 3/4" T.K.



WM-843 7/16" x 2-1/4" T.K.

WM-844 7/16" x 1-3/4" T.K.

WM-845 7/16" x 1-5/8" T.K.

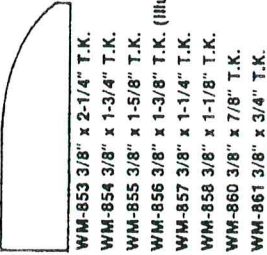
WM-846 7/16" x 1-3/8" T.K. (Illus)

WM-847 7/16" x 1-1/4" T.K.

WM-848 7/16" x 1-1/8" T.K.

WM-850 7/16" x 7/8" T.K.

WM-851 7/16" x 3/4" T.K.



WM-853 3/8" x 2-1/4" T.K.

WM-854 3/8" x 1-3/4" T.K.

WM-855 3/8" x 1-5/8" T.K.

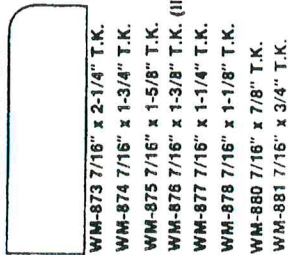
WM-856 3/8" x 1-3/8" T.K. (Illus)

WM-857 3/8" x 1-1/4" T.K.

WM-858 3/8" x 1-1/8" T.K.

WM-860 3/8" x 7/8" T.K.

WM-861 3/8" x 3/4" T.K.



WM-873 7/16" x 2-1/4" T.K.

WM-874 7/16" x 1-3/4" T.K.

WM-875 7/16" x 1-5/8" T.K.

WM-876 7/16" x 1-3/8" T.K. (Illus)

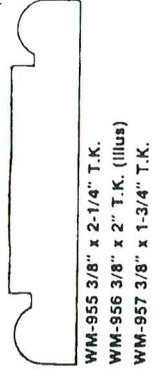
WM-877 7/16" x 1-1/4" T.K.

WM-878 7/16" x 1-1/8" T.K.

WM-880 7/16" x 7/8" T.K.

WM-881 7/16" x 3/4" T.K.

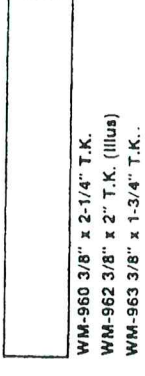
PANEL STRIPS  
MULLION CASINGS



WM-955 3/8" x 2-1/4" T.K.

WM-956 3/8" x 2" T.K. (Illus)

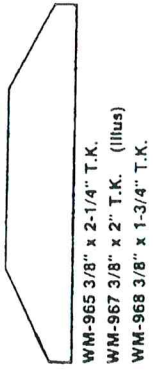
WM-957 3/8" x 1-3/4" T.K.



WM-960 3/8" x 2-1/4" T.K.

WM-962 3/8" x 2" T.K. (Illus)

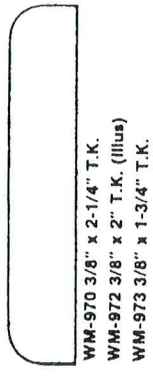
WM-963 3/8" x 1-3/4" T.K..



WM-965 3/8" x 2-1/4" T.K.

WM-967 3/8" x 2" T.K. (Illus)

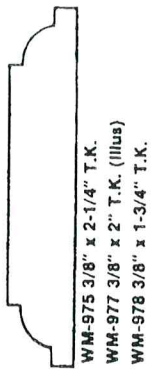
WM-968 3/8" x 1-3/4" T.K.



WM-970 3/8" x 2-1/4" T.K.

WM-972 3/8" x 2" T.K. (Illus)

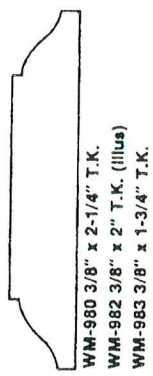
WM-973 3/8" x 1-3/4" T.K.



WM-975 3/8" x 2-1/4" T.K.

WM-977 3/8" x 2" T.K. (Illus)

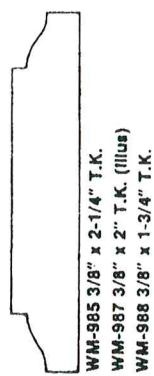
WM-978 3/8" x 1-3/4" T.K.



WM-980 3/8" x 2-1/4" T.K.

WM-982 3/8" x 2" T.K. (Illus)

WM-983 3/8" x 1-3/4" T.K.

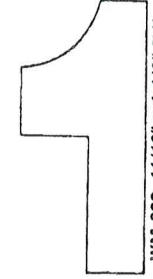


WM-985 3/8" x 2-1/4" T.K.

WM-987 3/8" x 2" T.K. (Illus)

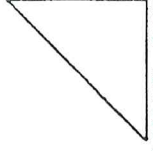
WM-988 3/8" x 1-3/4" T.K.

SHELF CLEAT



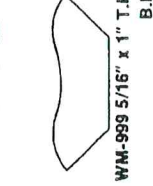
WM-990 11/16" x 1-1/2" T.K.

CHAMFER STRIP




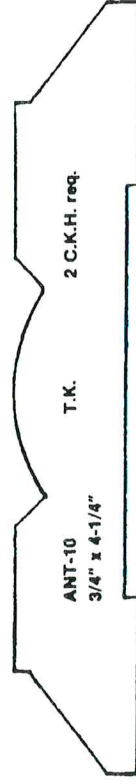
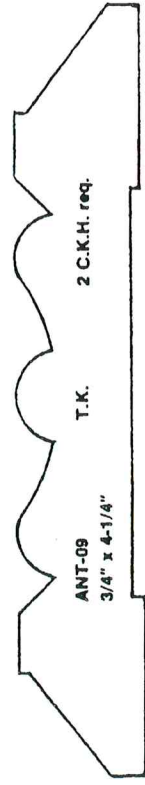
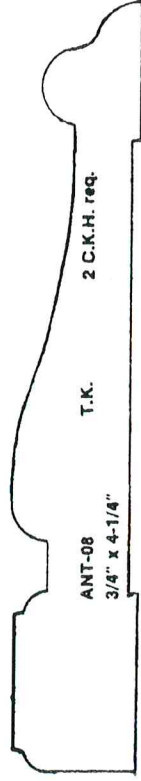
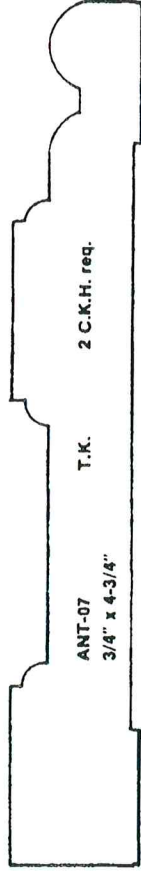
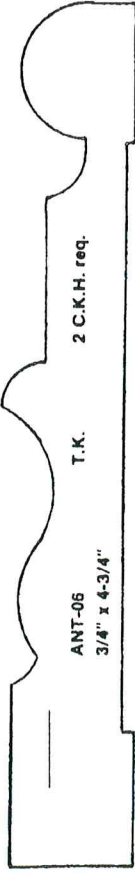
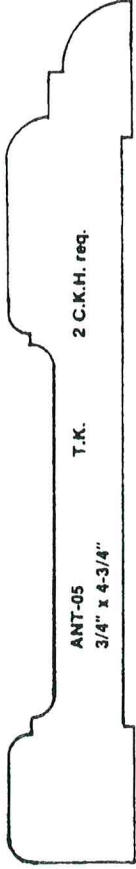
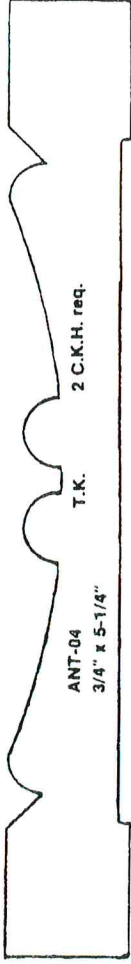
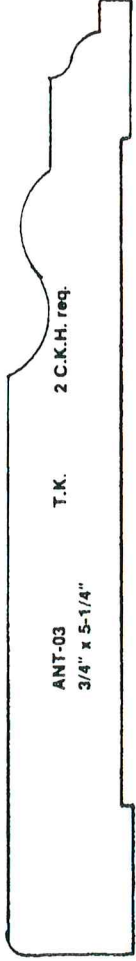
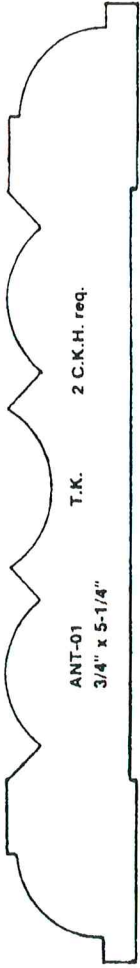
WM-995 3/4" x 3/4" T.K.

INSIDE CORNER



WM-999 5/16" x 1" T.K.  
B.K.

ANTIQUE MOLDING






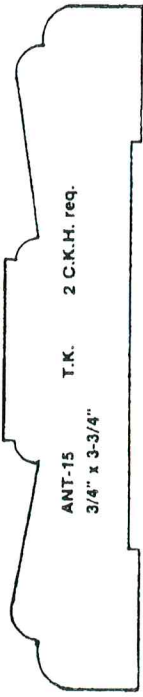
ANTIQUUE MOLDING



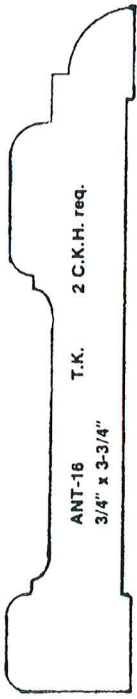
ANT-13 3/4" x 4-1/4"  
2 C.K.H. req.



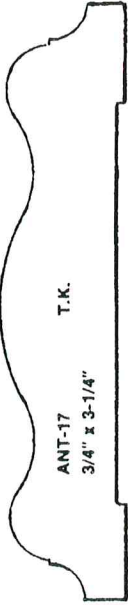
ANT-14 T.K.  
3/4" x 3-3/4" 2 C.K.H. req



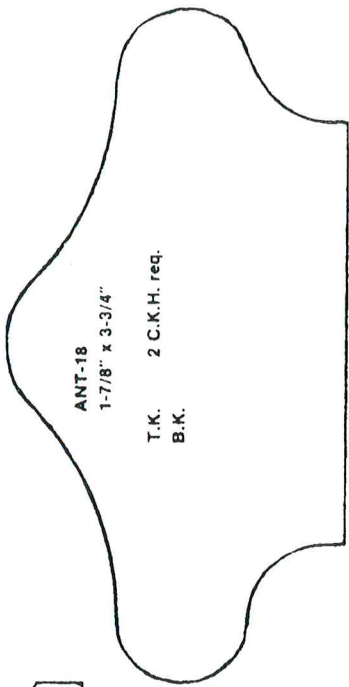
ANT-15 T.K.  
3/4" x 3-3/4" 2 C.K.H. req.



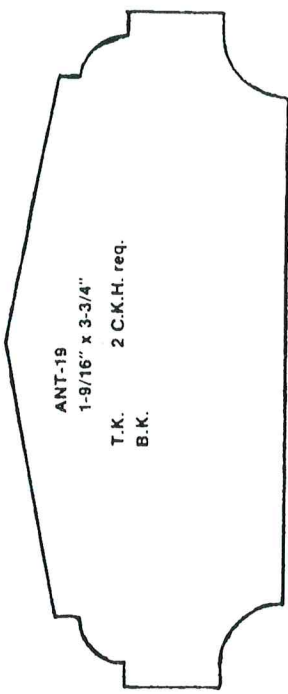
ANT-16 T.K.  
3/4" x 3-3/4" 2 C.K.H. req.



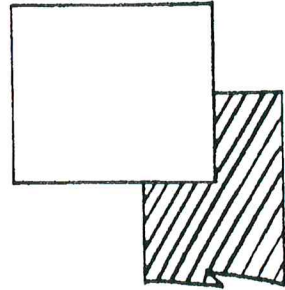
ANT-17 T.K.  
3/4" x 3-1/4"



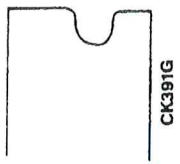
ANT-18  
1-7/8" x 3-3/4"  
T.K. 2 C.K.H. req.  
B.K.



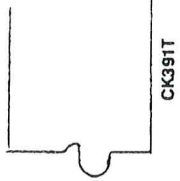
ANT-19  
1-9/16" x 3-3/4"  
T.K. 2 C.K.H. req.  
B.K.



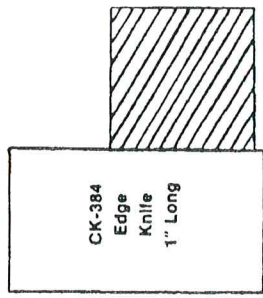
CK-387 Rabbit  
Knife-1"  
(Specify depth of cut)



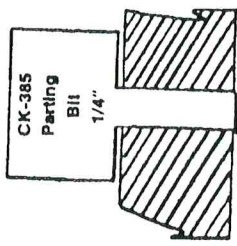
CK391G



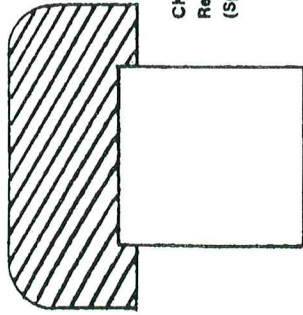
CK391T



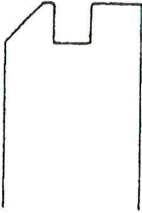
CK-384  
Edge  
Knife  
1" Long



CK-385  
Parting  
Bit  
1/4"



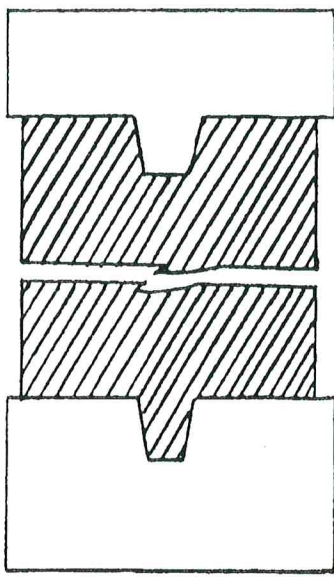
CK-370 Back  
Relief Knife  
(Specify Length)



CK390G



CK390T

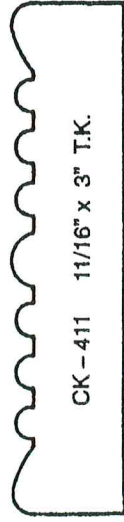
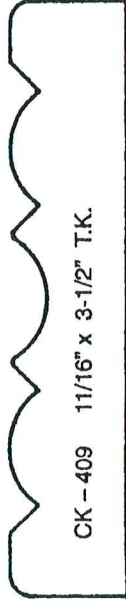


\*CK-392 1" TONGUE & GROOVE  
\*CK-389 2" TONGUE & GROOVE

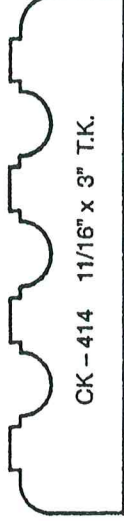
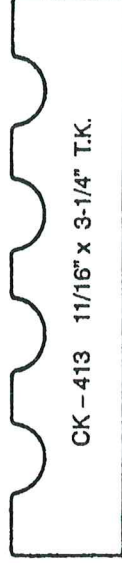
\*NOTE: Running Tongue & Groove Materials  
voids warranty on Feed rollers.

# NEW MOLDING PATTERNS FROM R.B.I

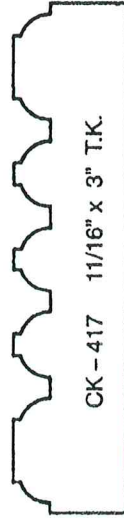
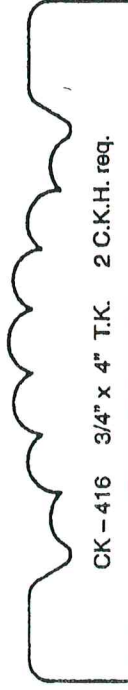
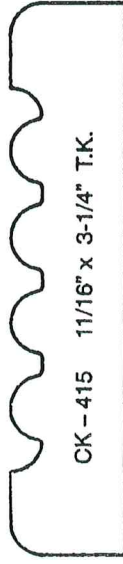
## CASING TO MATCH ROSETTE PATTERNS



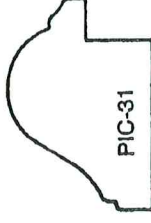
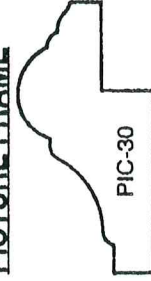
## FLUTED CASING



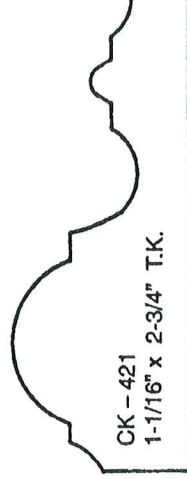
## BEADED CASING



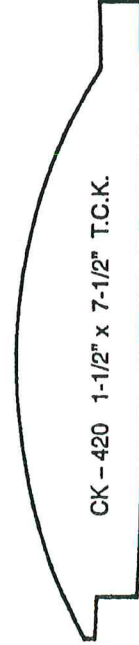
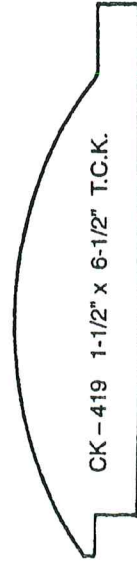
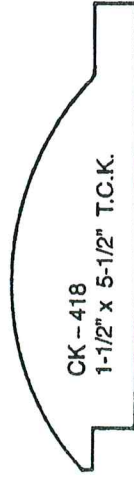
## PICTURE FRAME




## MANTEL MOLD







## LOG CABIN SIDING (SHOWN HALF SCALE)



## BENCH SLAT



# PICTURE FRAME



THE R.B.I. backing  
and glass groove  
all patterns shown.



# PICTURE FRAME

*(continued)*



PIC-18




PIC-17



PIC-16 TCK



PIC-15 TCK



PIC-14 TCK



PIC-22




PIC-21



PIC-20 T&B



PIC-19 T&B



PIC-26



PIC-25



PIC-24



PIC-23



PIC-29

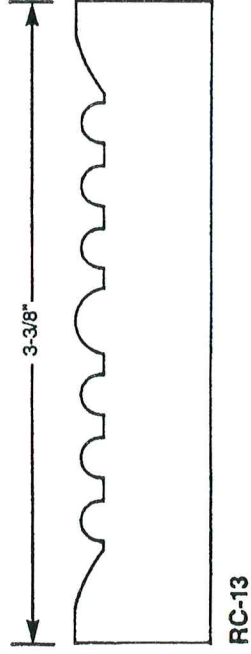
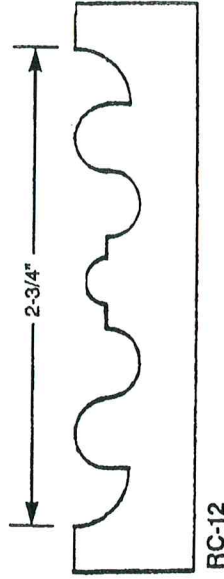
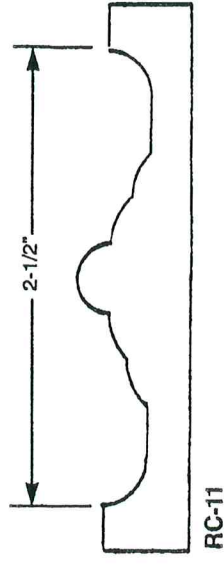
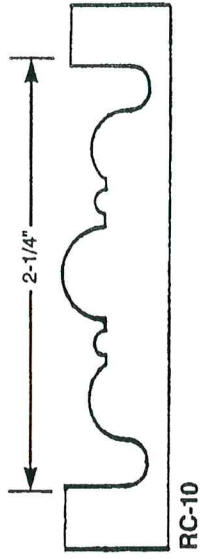
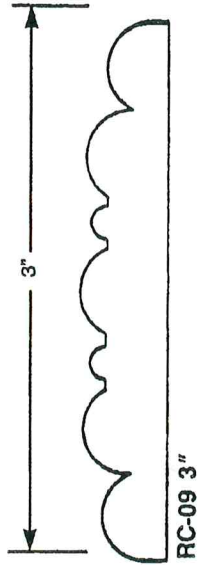
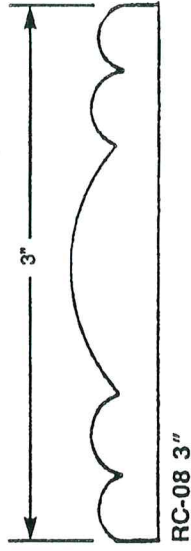
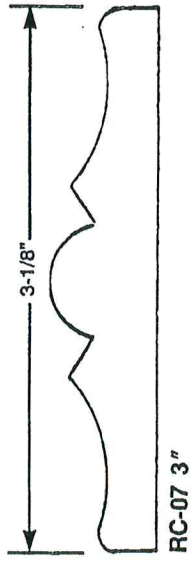
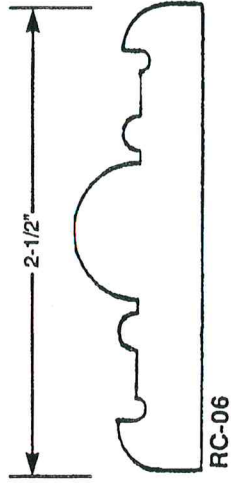
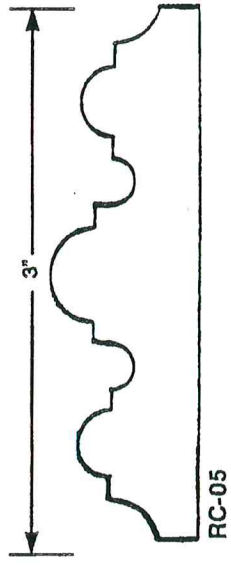
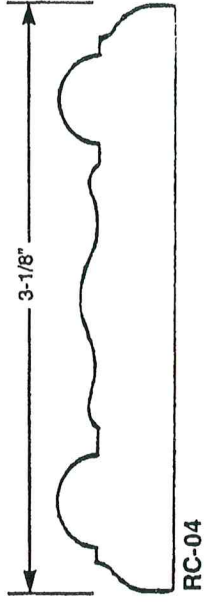
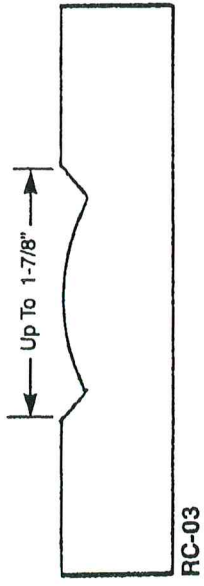
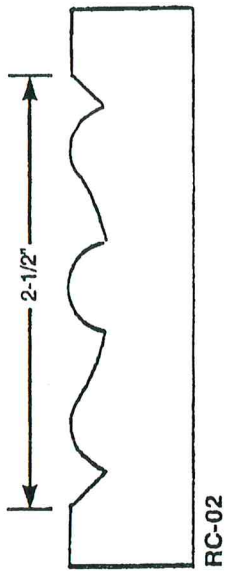
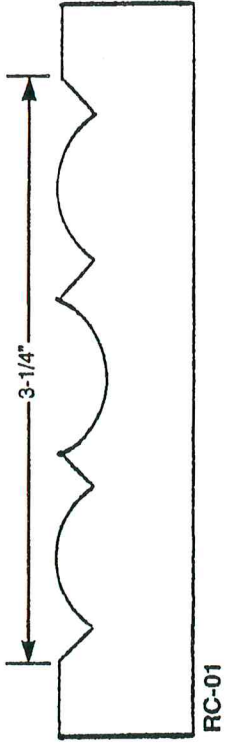


PIC-28



PIC-27 T&B

# ROSETTE PATTERNS



# You Can Reach Us

By Phone 1-620-562-3557

By Fax 1-620-562-3557

By Web [jnye@hawkwoodworkingtools.com](mailto:jnye@hawkwoodworkingtools.com)

## APPLICATION INFORMATION FOR CUSTOM KNIFE HOLDERS

What brand of machine?

-RBI -Belsaw -Craftsman -Woodmaster -Other \_\_\_\_\_

What is the model number of the machine?

-408 -812 -812B -612 -720 -816 -820 -Other \_\_\_\_\_

How will the knives be installed?

-Custom Knife Holder -Planer Head (note charge for counter balances)

Which molding shaft? (applies to 612 only)

-2 Keyway -1 Keyway


## WHAT KNIFE HOLDER?

Holder Model #	Holder Part #	No. of Knives	Type Knives	Machine Model #
<input type="checkbox"/> 402-C	903-0002	1	Flat	408/812/812B
<input type="checkbox"/> 802-C	901-0500	2	Flat	408/812/812B
<input type="checkbox"/> 602-C	901-2500	1	Flat	612/720/816/820
<input type="checkbox"/> 502-C	901-2501	2	Flat	612/720/816/820
<input type="checkbox"/> 702-C	901-2600	3	Flat	612/720/816/820
<input type="checkbox"/> 405-C	901-0501	1	Corrugated	408/812/812B
<input type="checkbox"/> 805-C	901-0502	2	Corrugated	408/812/812B
<input type="checkbox"/> 605-C	901-0503	1	Corrugated	612/720/816/820
<input type="checkbox"/> 505-C	901-0504	2	Corrugated	612/720/816/820
<input type="checkbox"/> 705-C	901-0505	3	Corrugated	612/720/816/820

What style gibs are in planer head?  
(only applies when running molding knives in the planer head)

- Large Al wedge (old style), 612 / 720 / Belsaw
- Small Al wedge, 408 / 812
- St wedge (old style), 720
- St square (new style ), 612 / 720 / 820
- St rectangular, 812B / 816 / 820

Note: Do not run molding knives in planer heads with steel rectangular gibs.



### ROSETTE CUTTER HOLDER

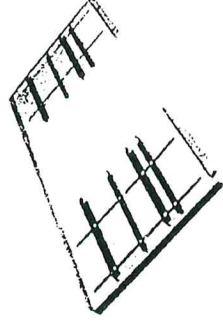
High quality 1/2" steel shank holds cutter in place on drill press.

Item # 904-0100



### QUICK CHANGE MOLDING HEAD ASSEMBLY

(shown with optional head stand)



### GUIDE BOARDS

Guide board assemblies are available from RBIndustries for the model 408, 612, 720, 812, 812B, 816 and 820 Power- Feed Woodplaner.



### CUSTOM KNIFE HOLDER

MODEL 402C, 802C, 405C, and 805C Custom Knife Holder 2-3/4" diameter x 3" wide.

MODEL 602C, 502C, 702C, 605C, 505C, and 705C Custom Knife Holder 3-1/4" diameter x 3-1/4" wide all use self locking wedge action gibs to handle large custom pattern knives.



